



# International Conference RAPiD Discussion Session Presenter Guidelines

***Selected for a RAPiD Poster Discussion Session?  
Here's a rundown of WHAT you need:***

1 SUMMARY SLIDE

1 ORAL SUMMARY

1 FULL POSTER



***And WHEN you need it:***


## BEFORE CONFERENCE

**Prepare and submit 1-slide summary**



Presenter Name  
Poster # **Poster Title**

*Broad question, hypothesis, or theme.*



Single, Simple Figure/Table


Audience has **ONLY 90 SECONDS** to take in **BOTH visual and oral** information.

## BEFORE SESSION

**Prepare and practice 90 second oral summary**



Moderators will **STOP** you at 90 seconds!




**ENGAGE** audience early and often

**EXPAND** upon main results and conclusions

**INVOKE** slide figure/table to emphasize main message

**Prepare traditional full poster**



Size recommendations:

48" }  
60" } x 36"  
72" }

122cm }  
152cm } x 91cm  
183cm }

## IN SESSION

***Independent Viewing***

**🕒 30-45**

***Oral Presentations***



**🕒 20-30**

***Moderated Discussion***

**🕒 30-45**



***Traditional,  
Individual  
Poster Discussions***



***Chair-led theme  
discussions among  
presenters and audience***